



## LOUISVILLE FIRE PROTECTION DISTRICT

895 Via Appia Way, Louisville, CO 80027  
303•666•6595 // [www.louisvillefire.com](http://www.louisvillefire.com)

### NOTICE AND AGENDA BOARD OF DIRECTORS REGULAR MEETING

Date: February 2, 2026  
Time: 6:30 pm  
Physical Location: Fire Station #2, 895 Via Appia Way, Louisville, CO 80027  
Virtual Attendance: See attached instructions to access the meeting.

*Agenda is preliminary and subject to change by majority vote of the Board at the meeting. Individuals requiring special accommodation to attend and/or participate in the meeting should please advise the ADA Compliance Officer at 303-666-6595 of their specific need(s) as soon as possible prior to the meeting.*

1. Call to Order & Roll Call
2. Pledge of Allegiance
3. Badge Pinning –| Oath of Office. – Division Chief Schmidt
4. Approval of Agenda
5. Public Comments- \* See Below for Rules
6. Consent Agenda
  - a. Minutes from Regular Meeting 1/5/26
  - b. Financial Report
  - c. Performance Statistics
  - d. 2025 4<sup>th</sup> Qt. EMS Summary
7. Unfinished Business
8. New Business
  - a. Fire Marshal's Office – Fee Schedule: Comparables & Context
  - b. Wildfire & Conflagration Risk Assessment Report + Fire Smart Louisville
9. Reports
  - a. Fire Chief
  - b. Risk Reduction
  - c. Human Resources
  - d. Attorney
10. Approval of the Bills
11. Executive Session (Upon Motion)
12. Possible Action on Matters Discussed
13. Board Comments
14. Future Agenda Items
15. Adjournment

*\*Rules for Public Comment:*

- If you wish to speak please sign the "Public Comment" sign-up sheet. Speakers will be heard in the order listed.
- Try to limit your comments to 3 minutes. You may only speak once. You may not give part of your time to another speaker.
- Only one speaker will be acknowledged at a time. Please begin your comments by stating your name and the municipality or county you live in. .
- You must direct your comments to the Board as a whole, not individual Board members, the audience, or Staff. Discussions between speakers and audience members is not allowed.
- Public comments are not limited to agenda items but must be relevant to the District.
- The Board may choose not to respond to a question, or it may refer it to Staff for response, either at the meeting or at a future time.
- You are prohibited from engaging in personal attacks, using profanity, or engaging in other conduct that disrupts, disturbs, or otherwise impedes the orderly and efficient conduct of the meeting. Similarly prohibited are overly long, unduly repetitious, or irrelevant remarks that disrupt, disturb, or otherwise impede a meeting by preventing the Board from accomplishing its business in a reasonably efficient manner.

# Remote Meeting Information

Louisville Fire District is inviting you to a scheduled Zoom meeting.

Topic: Louisville Fire Protection District Board of Directors 2/2/26

Time: Feb 2, 2026 02:00 PM Mountain Time (US and Canada)

Join Zoom Meeting

<https://us02web.zoom.us/j/89794098808?pwd=H8EINm8zq3hTlpMgTQpQXQh5ygryWP.1>

View meeting insights with Zoom AI Companion

<https://us02web.zoom.us/launch/edl?muid=d65f34e6-30a4-41c1-bf02-8ccbfe8dbdfa>

Meeting ID: 897 9409 8808

Passcode: 911

---

One tap mobile

+13462487799,,89794098808# US (Houston)

+16694449171,,89794098808# US

Join instructions

[https://us02web.zoom.us/join/89794098808/invitations?signature=E4oQi4XGCJD3gNMrp4mbDPy  
m-OK4wvCYIf18w-f3-S0](https://us02web.zoom.us/join/89794098808/invitations?signature=E4oQi4XGCJD3gNMrp4mbDPy<br/>m-OK4wvCYIf18w-f3-S0)



# Financials

## Louisville Fire Protection District Revenue Detail January 1-29, 2026

Date	Transaction Type	Name	Memo/Description	Amount
<b>4000 Property Tax Revenue</b>				
01/09/2026	Deposit	Boulder County Treasurer	Delinquent Taxes	\$ 630
<b>Total for 4000 Property Tax Revenue</b>				<b>\$ 630</b>
<b>4020 City Property Taxes</b>				
01/28/2026	Deposit	City of Louisville	City of Louisville 2025 T.I.F.	\$ 50,850
01/29/2026	Deposit	Town of Superior	Town of Superior 2025 T.I.F.	\$ 54,963
<b>Total for 4020 City Property Taxes</b>				<b>\$ 105,812</b>
<b>4110 Interest Property Taxes</b>				
01/09/2026	Deposit	Boulder County Treasurer	Property Tax Interest Current/Delinquent	\$ 42,003
<b>Total for 4110 Interest Property Taxes</b>				<b>\$ 42,003</b>
<b>4300 Transport Revenue</b>				
<b>Total for 4300 Transport Revenue</b>				<b>\$ 50,110</b>
<b>4400 Miscellaneous Revenue</b>				
01/28/2026	Invoice	Hadfield Stieben Douth, LLC	Records Request	\$ 17
<b>Total for 4400 Miscellaneous Revenue</b>				<b>\$ 17</b>
<b>4500 Grants</b>				
01/23/2026	Deposit	State of Colorado	2025 FCB Grant	\$ 14,396
01/23/2026	Deposit	State of Colorado	2025 FCB Grant	\$ 7,565
<b>Total for 4500 Grants</b>				<b>\$ 21,961</b>
<b>4700 Plan Reviews</b>				
01/02/2026	Deposit	PayPal	Plan Reviews/Permit Fees	\$ 2,555
01/07/2026	Invoice	Summit Fire Protection	Plan Reviews/Permit Fees	\$ 350
01/08/2026	Deposit	City of Louisville	City of Louisville November 2025 Fees	\$ 6,515
01/09/2026	Invoice	Dawn Development	Plan Reviews/Permit Fees	\$ 500
01/09/2026	Invoice	Dawn Development	Plan Reviews/Permit Fees	\$ 500
01/09/2026	Invoice	Dawn Development	Plan Reviews/Permit Fees	\$ 500
01/09/2026	Invoice	Dawn Development	Plan Reviews/Permit Fees	\$ 500
01/09/2026	Invoice	Dawn Development	Plan Reviews/Permit Fees	\$ 500
01/09/2026	Invoice	Dawn Development	Plan Reviews/Permit Fees	\$ 500
01/09/2026	Invoice	Dawn Development	Plan Reviews/Permit Fees	\$ 500
01/10/2026	Invoice	The Beck Group	Plan Reviews/Permit Fees	\$ 350
01/15/2026	Invoice	Arapahoe Fire Protection	Plan Reviews/Permit Fees	\$ 250
01/22/2026	Invoice	Tebo Properties	Plan Reviews/Permit Fees	\$ 105
01/23/2026	Invoice	Alarm Detection Systems	Plan Reviews/Permit Fees	\$ 250
01/23/2026	Invoice	Arapahoe Fire Protection	Plan Reviews/Permit Fees	\$ 500
01/23/2026	Invoice	Alarm Detection Systems	Plan Reviews/Permit Fees	\$ 250
01/28/2026	Deposit	City of Louisville	City of Louisville December 2025 Fees	\$ 5,070
<b>Total for 4700 Plan Reviews</b>				<b>\$ 19,195</b>
<b>Total Revenue:</b>				<b>\$ 239,729</b>

## Operating Cash Balance Detail Louisville Fire Protection District As of January 29, 2026

Account	Total
1042 US Bank General Fund Checking 7800	55,419.28
1046 INBANK General Fund Checking 4766	194,440.03
1048 INBANK Money Market 4731	691,105.18
1060 COLOTRUST Investment Account	13,744,161.41
<b>Total for Operating Cash</b>	<b>\$14,685,125.90</b>

**Louisville Fire Protection District  
2026 Budget vs Actual  
January 1-29, 2026**

	Actual	Budget	Over (Under) Budget	% of Budget
<b>Income</b>				
4000 Property Tax Revenue	\$630	\$11,467,920	(\$11,467,290)	0.01%
4010 Specific Ownership Taxes	\$0	\$200,000	(\$200,000)	0.00%
4020 City Property Taxes	\$105,812	\$108,894	(\$3,082)	97.17%
4100 Interest Income	\$0	\$250,000	(\$250,000)	0.00%
4110 Interest Property Taxes	\$42,003	\$0	\$42,003	0.00%
4300 Transport Revenue	\$50,110	\$500,000	(\$449,890)	10.02%
4400 Miscellaneous Revenue	\$17	\$0	\$17	0.00%
4500 Grants	\$21,961	\$0	\$21,961	0.00%
4700 Plan Reviews	\$19,195	\$50,000	(\$30,805)	38.39%
4800 Capital Reserve	\$0	\$660,732	(\$660,732)	0.00%
<b>Total Income</b>	<b>\$239,729</b>	<b>\$13,237,546</b>	<b>(\$12,997,817)</b>	<b>1.81%</b>
<b>Expenses</b>				
5011 Salaries	\$692,416	\$8,877,735	(\$8,185,319)	7.80%
5018 Consultant Fees	\$17,778	\$292,209	(\$274,431)	6.08%
5021 Legal Fees	\$0	\$25,000	(\$25,000)	0.00%
5022 Accounting	\$0	\$21,000	(\$21,000)	0.00%
5024 Treasurer's Fees - Gen Fund	\$10	\$170,296	(\$170,286)	0.01%
5027 Payroll Expenses	\$2,867	\$31,000	(\$28,133)	9.25%
5031 Maintenance - Building	\$21,083	\$107,192	(\$86,109)	19.67%
5032 Pub Utilities-Elec,Gas,Phone,Wa	\$7,796	\$141,000	(\$133,204)	5.53%
5033 Maintenance - Grounds	\$752	\$30,100	(\$29,348)	2.50%
5037 CARES Program	\$0	\$2,800	(\$2,800)	0.00%
5041 Insurance Package	\$261	\$92,000	(\$91,739)	0.28%
5051 Office Supplies	\$665	\$2,200	(\$1,535)	30.22%
5052 Postage	\$0	\$1,500	(\$1,500)	0.00%
5053 Printing & Publishing	\$516	\$1,950	(\$1,434)	26.44%
5054 Furniture & Equipment	\$0	\$8,800	(\$8,800)	0.00%
5055 Data Processing	\$11,022	\$303,140	(\$292,118)	3.64%
5056 Ambulance Service Admin Expense	\$5,246	\$54,000	(\$48,754)	9.71%
5061 Radio Equipment	\$0	\$10,542	(\$10,542)	0.00%
5062 Radio Repair & Maintenance	\$1,655	\$10,000	(\$8,345)	16.55%
5071 Equipment Repair & Maintenance	\$4,893	\$211,722	(\$206,829)	2.31%
5073 Fuel, Oil & Lubrication	\$1,768	\$60,000	(\$58,232)	2.95%
5074 Tires & Accessories	\$0	\$20,000	(\$20,000)	0.00%
5075 Fire Hose	\$0	\$10,000	(\$10,000)	0.00%
5076 Firefighting Equip	\$0	\$80,980	(\$80,980)	0.00%

**Louisville Fire Protection District  
2026 Budget vs Actual  
January 1-29, 2026**

	Actual	Budget	Over (Under) Budget	% of Budget
5077 Apparel	\$1,209	\$73,500	(\$72,292)	1.64%
5078 Medical Supplies	\$12,337	\$102,007	(\$89,670)	12.09%
5081 Training	\$2,020	\$147,925	(\$145,905)	1.37%
5082 Dues & Subscriptions	\$186	\$7,000	(\$6,814)	2.66%
5083 Annual Banquet	\$0	\$10,000	(\$10,000)	0.00%
5084 Physical Examinations	\$643	\$88,010	(\$87,367)	0.73%
5085 Fire Prevention	\$0	\$3,365	(\$3,365)	0.00%
5086 Recruitment	\$0	\$2,000	(\$2,000)	0.00%
5091 Station Operations	\$1,451	\$3,700	(\$2,249)	39.23%
5092 Volunteer Benefits	\$0	\$64,500	(\$64,500)	0.00%
5094 Volunteer Pay	\$4,184	\$80,000	(\$75,816)	5.23%
5099 Fire Chief's Expenses	\$0	\$2,000	(\$2,000)	0.00%
6102 Cap Imprv - Building Related	\$0	\$352,140	(\$352,140)	0.00%
6105 New Apparatus Purchase	\$0	\$308,592	(\$308,592)	0.00%
6108 Capital Reserve Increase	\$0	\$916,713	(\$916,713)	0.00%
6111 Fire Pensions	\$0	\$438,328	(\$438,328)	0.00%
6120 Bank & Credit Card Processing Fees	\$153	\$0	\$153	0.00%
6121 Contingency	\$0	\$72,500	(\$72,500)	0.00%
<b>Total Expenses</b>	<b>\$942,418</b>	<b>\$13,237,546</b>	<b>(\$12,295,128)</b>	<b>7.12%</b>
<b>Net Income</b>	<b>(\$942,418)</b>	<b>(\$13,237,546)</b>	<b>\$12,295,128</b>	<b>7.12%</b>

**Louisville Fire Protection District  
Bills and Applied Payments  
January 1-29, 2026**

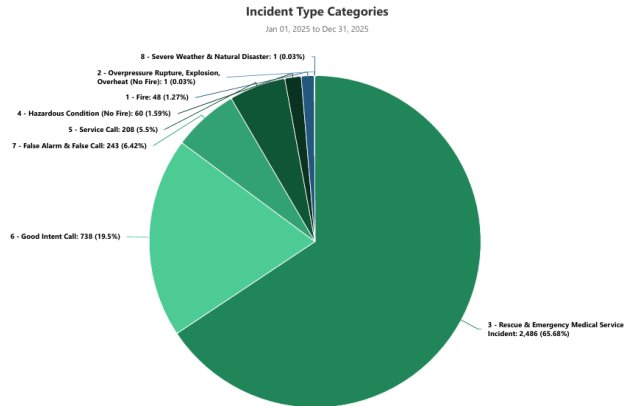
<b>Date</b>	<b>Vendor</b>	<b>Amount</b>	<b>Cost Center</b>
01/08/2026	A Path Forward LLC	80.00	5084 Counseling
01/27/2026	Av-Tech Electronics	330.00	5071 Equipment Repair & Maintenance
01/27/2026	Bearcom	1,655.00	5062 Radio Repair & Maintenance
01/27/2026	Boulder County Haz Mat Response Authority	30,818.52	5018 Consultant Fees IGA Hazmat
01/08/2026	Bound Tree Medical LLC	1,810.35	5078 Medical Supplies
01/27/2026	Bound Tree Medical LLC	1,913.17	5078 Medical Supplies
01/08/2026	Colorado Division of Fire Prevention & Control	70.00	5081 Training
01/27/2026	Colorado Division of Fire Prevention & Control	245.00	5081 Training
01/27/2026	Community Resource Services of Colorado	2,220.50	5018 Consultant Fees - Audit
12/17/2025	EON Workplace	365.25	5051 Office Supplies
12/01/2025	EON Workplace	336.53	5031 Maintenance - Building
01/27/2026	EON Workplace	87.50	5031 Maintenance - Building
01/08/2026	EXCEED ELECTRICAL CONTRACTING	1,072.12	5031 Maintenance - Building
01/27/2026	EXCEED ELECTRICAL CONTRACTING	252.50	5031 Maintenance - Building
01/27/2026	Fire Truck Solutions, LLC	5,367.28	5071 Equipment Repair & Maintenance
01/08/2026	Foster Emergency Medicine LLC	9,600.75	5018 Consultant Fees-Medical Director
01/08/2026	GEN-TECH of Colorado, LLC	421.74	5031 Maintenance - Building
01/08/2026	Good Rain Therapy, LLC/DBA Elevate Coaching	600.00	5084 Counseling
01/08/2026	Good Rain Therapy, LLC/DBA Elevate Coaching	7,720.00	5084 Counseling-Peer Support FY 2026
01/27/2026	ImageTrend LLC	149.26	5055 Data Processing
01/27/2026	Ireland Stapleton	150.00	5021 Legal Fees
01/08/2026	Jason Clark	443.33	5086 Recruitment-Reimb Travel/Reiss Lost Chk
01/08/2026	KINSCO	2,738.48	5077 Apparel
01/08/2026	KINSCO	110.00	5077 Apparel
01/27/2026	KINSCO	335.50	5077 Apparel
01/08/2026	Lexipol LLC	12,530.14	5055 Data Processing-2026 Policy Manual/Fire Procedures
01/27/2026	Life Assist	7,808.01	5078 Medical Supplies
01/27/2026	LifeMed Safety Inc	1,977.00	5078 Medical Supplies
01/08/2026	Lisa Young Therapy	500.00	5084 Counseling
01/08/2026	Louisville Tire and Auto Care	79.40	5071 Equipment Repair & Maintenance
01/27/2026	Motorola Solutions, Inc.	937.30	5062 Radio Repair & Maintenance
01/27/2026	Prairie Mountain Media	28.16	5053 Printing & Publishing
01/08/2026	Quill LLC	81.02	5031 Maintenance - Building
01/08/2026	Quill LLC	77.54	5051 Office Supplies
01/27/2026	Quill LLC	52.72	5051 Office Supplies
01/08/2026	Rocky Mountain Heroes Counseling LLC	400.00	5084 Counseling
01/08/2026	Roi Fire & Ballistics Equipment	635.00	5076 Firefighting Equip
01/27/2026	Roi Fire & Ballistics Equipment	870.00	5077 Apparel
01/27/2026	Roth Medical	63.00	5078 Medical Supplies
01/08/2026	Streamline Software, Inc.	308.00	5055 Data Processing
01/08/2026	Teleflex LLC	595.00	5078 Medical Supplies
01/08/2026	West Direct Equipment Savers	2,042.82	5073 Fuel, Oil & Lubrication
01/27/2026	West Direct Equipment Savers	1,767.74	5073 Fuel, Oil & Lubrication
01/08/2026	West Edge Technologies	6,425.76	5055 Data Processing
01/27/2026	West Edge Technologies	4,205.60	5055 Data Processing
<b>Total Bill Payments January 01-29, 2026</b>		<b>110,266.99</b>	

Check Register - Board Report

Employee	Earnings	Rate	Hours/Units	Amount	Taxes	Deductions	Net Pay	<input type="checkbox"/>
<b>Total Company</b>								
<b>Company Totals</b>	Regular		9,536.25	419,572.78				
	Acting Engineer		72.00	4,169.50				
	OT						124 DD Vouchers	372,404.47
	Overtime		153.25	11,327.87			19 DD Distributions	8,624.89
	Bereavement		48.00	2,401.41			NET PAY	381,029.36
	Holiday		304.00	11,627.60				
	Premium							
	Floating Holiday		20.00	1,673.26				
	Paid Holiday		234.00	17,209.59				
	Paternity Leave		224.00	9,360.78				
	Sick		21.00	1,614.05				
	Time Off With Pay Buyback		262.00	16,394.77				
	Time Off Paid		699.00	31,647.31				
	Time Off With Pay 2		100.00	10,194.30				
	Acting LT Pay		168.00	912.24				
	Acting Engineer Pay		504.00	1,139.04				
	Volunteer			4,183.56				
	GROSS		11,601.50	543,428.06				
							<b>Total Net Pay</b>	<u>381,029.36</u>



# 2025 Response Statistics



## Incidents by Category and Month

Jan 01, 2024 12:00 AM to Dec 31, 2025 11:59 PM

Incident Type Category	2025												2025		2024		YTD % Change
	Jan	Feb	Mar	Apr	May	Jun	Jul	Aug	Sep	Oct	Nov	Dec	Grand Total - Current	% of Total Incidents - Current	Grand Total - Previous	% of Total Incidents - Previous	
1 - Fire	2	1	1	4	7	1	8	5	4	4	5	6	48	1.00%	62	2.00%	-22.58%
2 - Overpressure Rupture, Explosion, Overheat (No Fire)	1	0	0	0	0	0	0	0	0	0	0	0	1	0.00%	4	0.00%	-75.00%
3 - Rescue & Emergency Medical Service Incident	233	205	211	196	211	204	213	208	173	213	196	225	2,486	66.00%	2,325	63.00%	6.92%
4 - Hazardous Condition (No Fire)	5	4	6	5	3	8	4	7	3	7	2	6	60	2.00%	67	2.00%	-10.45%
5 - Service Call	14	11	19	14	22	15	26	17	18	21	10	21	208	5.00%	221	6.00%	-5.88%
6 - Good Intent Call	46	63	61	72	49	47	51	76	59	75	57	82	738	19.00%	741	20.00%	-0.40%
7 - False Alarm & False Call	19	14	21	14	22	25	25	17	24	22	13	27	243	6.00%	294	8.00%	-17.35%
8 - Severe Weather & Natural Disaster	0	0	0	0	0	0	0	0	1	0	0	0	1	0.00%	0	0.00%	N/A
<b>Grand Total</b>	<b>320</b>	<b>298</b>	<b>319</b>	<b>305</b>	<b>314</b>	<b>300</b>	<b>327</b>	<b>328</b>	<b>282</b>	<b>342</b>	<b>283</b>	<b>367</b>	<b>3,785</b>	<b>100.00%</b>	<b>3,714</b>	<b>100.00%</b>	<b>1.91%</b>

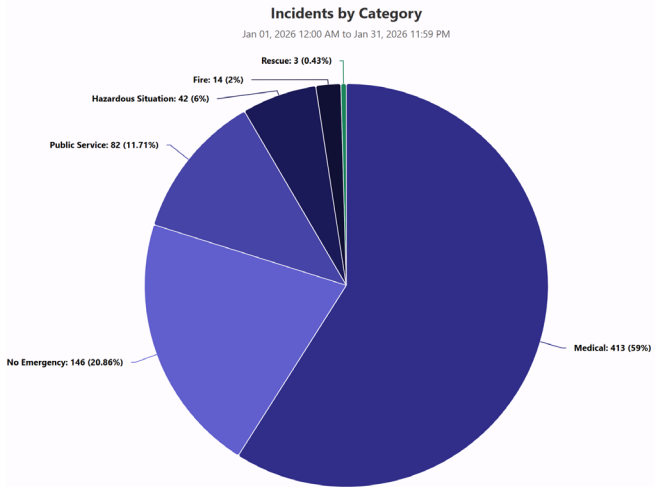
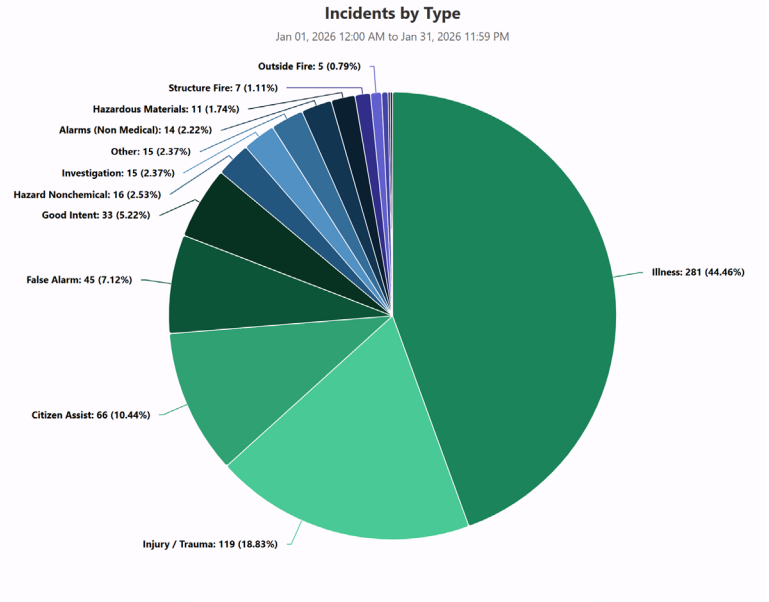
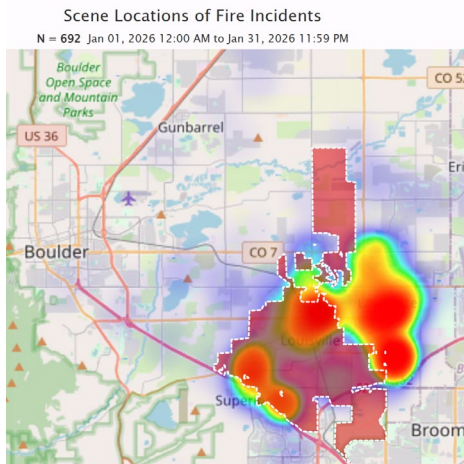
## Aid Given and Received Summary

Jan 01, 2025 to Dec 31, 2025

Fire Department	Automatic Aid Given	% of Total Automatic Aid Given	Automatic Aid Received	% of Total Automatic Aid Received	Mutual Aid Given	% of Total Mutual Aid Given	Mutual Aid Received	% of Total Mutual Aid Received
Allenspark Fire Protection District	1	0.15%	0	0.00%	2	15.38%	0	0.00%
American Medical Response	0	0.00%	1	0.22%	0	0.00%	0	0.00%
Boulder Fire Rescue	8	1.17%	0	0.00%	2	15.38%	0	0.00%
Boulder Rural Fire Protection District	4	0.59%	1	0.22%	0	0.00%	0	0.00%
Four Mile Fire Department	0	0.00%	0	0.00%	1	7.69%	0	0.00%
Lafayette Fire Department	407	59.77%	203	45.62%	1	7.69%	4	66.67%
Louisville Fire Protection District	2	0.29%	0	0.00%	0	0.00%	0	0.00%
Mountain View Fire Rescue	258	37.89%	239	53.71%	2	15.38%	2	33.33%
North Metro Fire Rescue District	1	0.15%	1	0.22%	5	38.46%	0	0.00%
<b>Overall</b>	<b>681</b>	<b>100.00%</b>	<b>445</b>	<b>100.00%</b>	<b>13</b>	<b>100.00%</b>	<b>6</b>	<b>100.00%</b>



# 2026 **NERIS** Statistics



**Incidents by Category and Month**  
Jan 01, 2025 12:00 AM to Jan 31, 2026 11:59 PM

Incident Type Primary Category 1 (flincident.03)	2026		2025		YTD % Change
	Jan	Grand Total - Current	Grand Total - Previous	% of Total Incidents - Previous	
Fire	14	14	0	N/A	N/A
Hazardous Situation	42	42	0	N/A	N/A
Medical	413	413	0	N/A	N/A
No Emergency	146	146	0	N/A	N/A
Public Service	82	82	0	N/A	N/A
Rescue	3	3	0	N/A	N/A
<b>Grand Total</b>	<b>700</b>	<b>700</b>	<b>0</b>	<b>100.00%</b>	<b>N/A</b>



# Training Hours

## LFPD Monthly Training Hours

Completion From 01/01/2026 - 01/29/26

Last Name Completions Duration (hours)

### Line Staff

Awayda	7	11.5
Bennett	2	2.5
Berger	1	0.25
Bowler	6	11.5
Brewer	1	1.5
Brindisi	8	19.5
Calnan	1	1
Carlson	8	13.5
Chase	4	8
Chreist	1	1
Conrad	4	6.25
Courtney	9	17
Crane	15	21
Crass	4	8
Epperson	2	1.25
Farias	21	36.91
Foster	8	11.25
Gillis	20	29.5
Hickox	15	16.25
Houston	10	13.5
Hunter	13	25.5
Kabal	7	6.75
Kodey	9	15
Land	22	29
Luebke	13	16.5
Lukianov	15	24.5
Miranda	3	8
Monkman	5	11
Murray	8	15.25
Oliveira	7	13
Overstreet	8	14.25
Powell	3	6.25
Quick	10	17
Rogers	7	13.5
Rossette	4	6.5
Saxon	9	13.5
Schlingmann	4	4
Schmidt	1	4
Schuppe	14	18.75
Sieve	16	20.5
Stieber	5	11.5
Thompson	9	16
Udden	22	28.75

Venot	7	9.75
Vesely	2	0.75
Whitson	6	9
Wojcik	11	19.25
<b>Admin Staff</b>		
Haigler	2	2.5
Henderson	3	2.75
Melvin	8	11.5
Milan	2	2.5
Stark	6	14

TOTAL TRAINING HOURS 608.91  
 - Paramedic School Hours 104  
 - Admin Training Hours 33.25  
 New Total 575.66  
 \* Fire Academy Training Hours 0

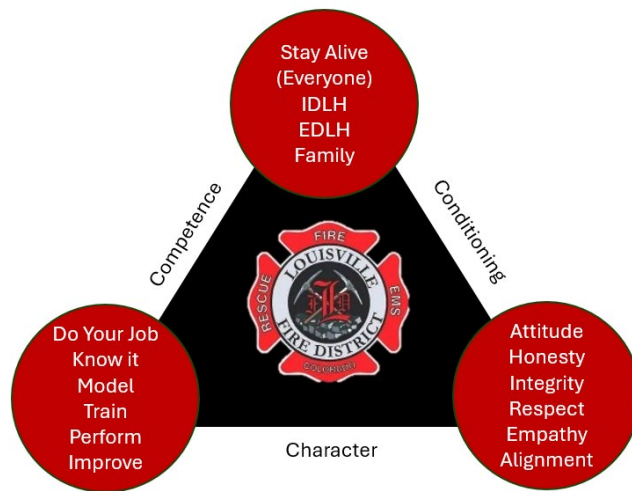
Avg. Monthly Training Hours 11.9



# Fire Chief's Report

## Internal communications and actions

- Labor Mgmt. Meeting 1/22/26
- Officers Meeting 1/9/26 – Officer Expectations



## External communications and actions

- Engine Push-In Ceremony 1/10/26
- Change of Command 1/21/26
- City – Wildland
- WCRA

## Upcoming Events and Dates

- Council Presentation of WCRA 2/17/26
- Open House @ LFPD (WCRA) 2/18/26

## Fire Chief Comments & Recognition

- Benjamin Quick – New Paramedic Badge Pinning 1/20/26
- Kudos from citizens
- Linda Crane NFFF State Advocate + Fellow



# **Risk Reduction Report**

## Permits

### *Fees Collected*

- January: \$ 7,125

### *Plan Reviews*

- *January Plans Reviewed: 32*
  - Fire Systems:
    - Fire Sprinkler: 10
    - Fire Alarm: 6
    - Misc: 1
  - City/Building: 7
  - Operational/Special Event: 2
- 9 reviews sent back for revisions.

## Inspections

### *Compliance Inspections*

- January inspections: 64

### *Construction Inspections*

- Total Inspections: 20
  - Fire systems: 18
  - Building permits: 1
  - Misc: 1

## Miscellaneous

- Q1 Boulder Fire Marshals Meeting
- CRRS position hired



# *HR Report*

---

## **Recruiting-**

- CRR Specialist position – advertised and filled internally - start date 2.2.26
- Vacancy on B shift for Engineer- internal process
- Offer to lateral candidate from fall 2025 process

## **HR & Payroll-**

- Compensation & benefits finalizing 2026 rates
- Medicaid Revalidation – Complete
- Annual Workers Compensation Audit for 2025
- Audit of PERA contributions for 2024

## **Safe Days**

134 as of 2/01/26

# ***Louisville Fire Protection District***

**EMS Division**

**QUARTERLY CLINICAL SUMMARY**

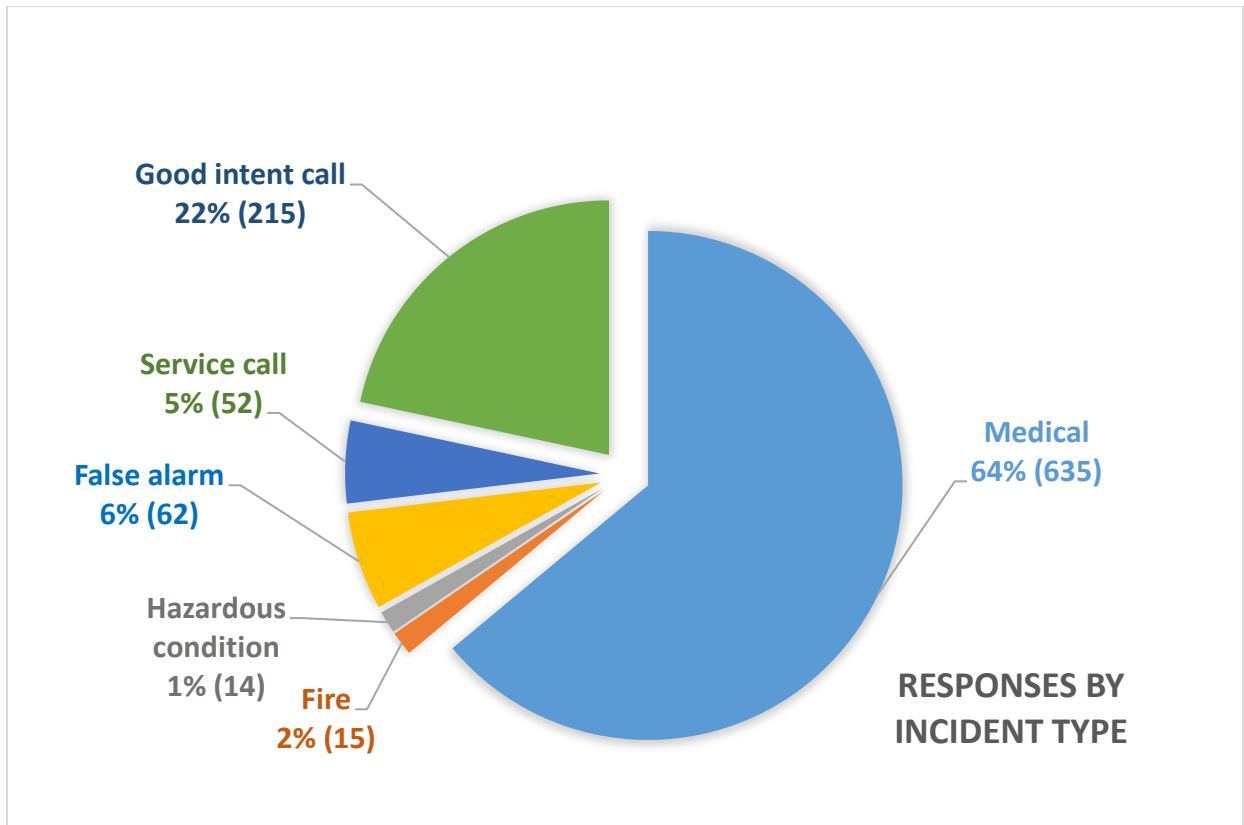
**Fourth Quarter 2025**



**DO NOT RELEASE THIS INFORMATION – FOR INTERNAL USE ONLY**

This document is a part of Louisville Fire Protection District Quality Management Program and all correspondence is protected information pursuant to Colorado Revised Statutes §25-3.5-904 et seq.

## Response Volume



For the fourth quarter, there were 635 medical responses. This does not include legal blood draws. It does include engine response on a medical call as automatic or mutual aid.

The average total response time\* for an LFPD ambulance on lights-and-sirens medical calls within Louisville was 8:08 minutes – 7:53 minutes for Medic 527 and 8:28 minutes for Medic 528.

The 90<sup>th</sup> percentile total response time\* on lights-and-sirens medical calls within Louisville was 10:28 minutes – 9:55 minutes for Medic 527 and 10:57 minutes for Medic 528.

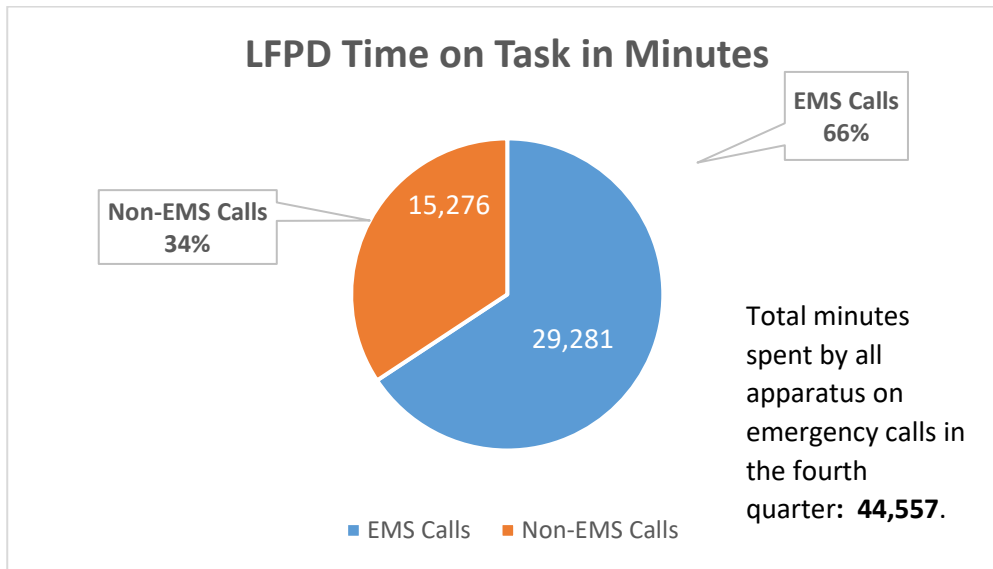
Average turnout time was 1:28 for Medic 527 and 1:26 for Medic 528.

*\*Average total response time reflects the measurement of the time that elapsed between when someone called 911 and when an ambulance arrived on scene. Similarly, the 90<sup>th</sup> percentile total response time clock begins when the call comes in to dispatch. (90<sup>th</sup> percentile means that 90 percent of responses fit within this measure.)*

**DO NOT RELEASE THIS INFORMATION – FOR INTERNAL USE ONLY**

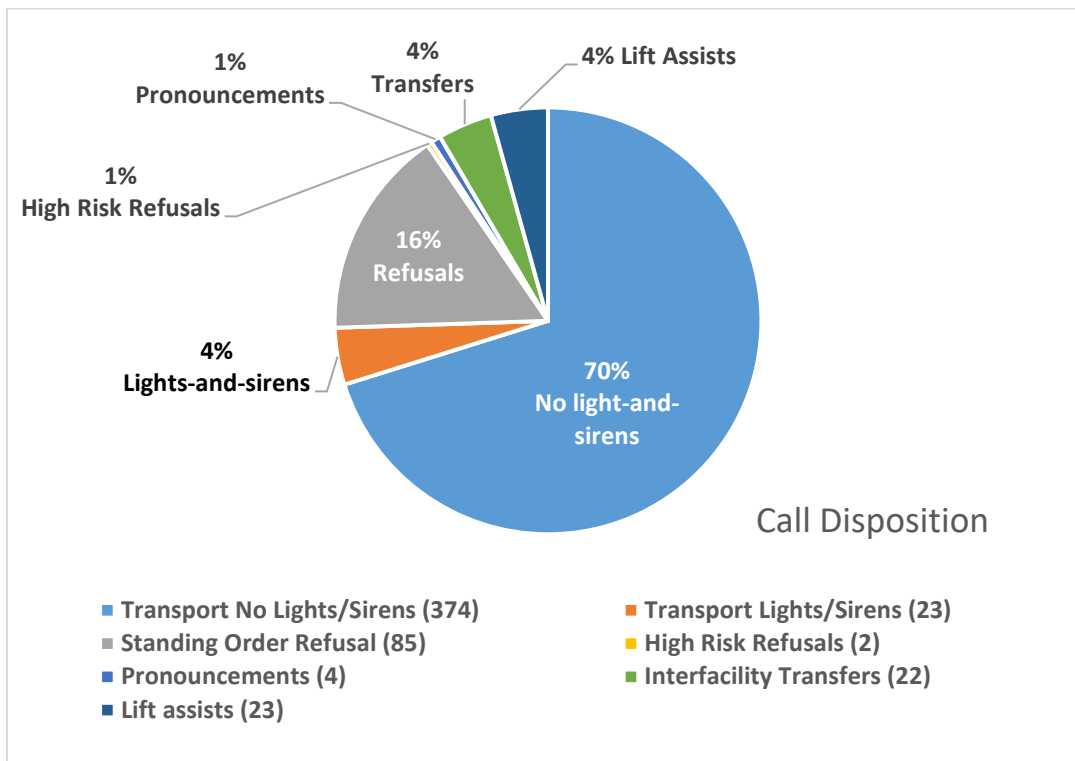
This document is a part of Louisville Fire Protection District Quality Management Program and all correspondence is protected information pursuant to Colorado Revised Statutes §25-3.5-904 et seq.

## Time On Task



Time on task data shows the total number of combined minutes spent by all LFPD apparatus on EMS calls as a portion of the time spent on all emergency calls. Times begin when the apparatus is dispatched to a call and end when the apparatus goes back in service.

## EMS Call Disposition

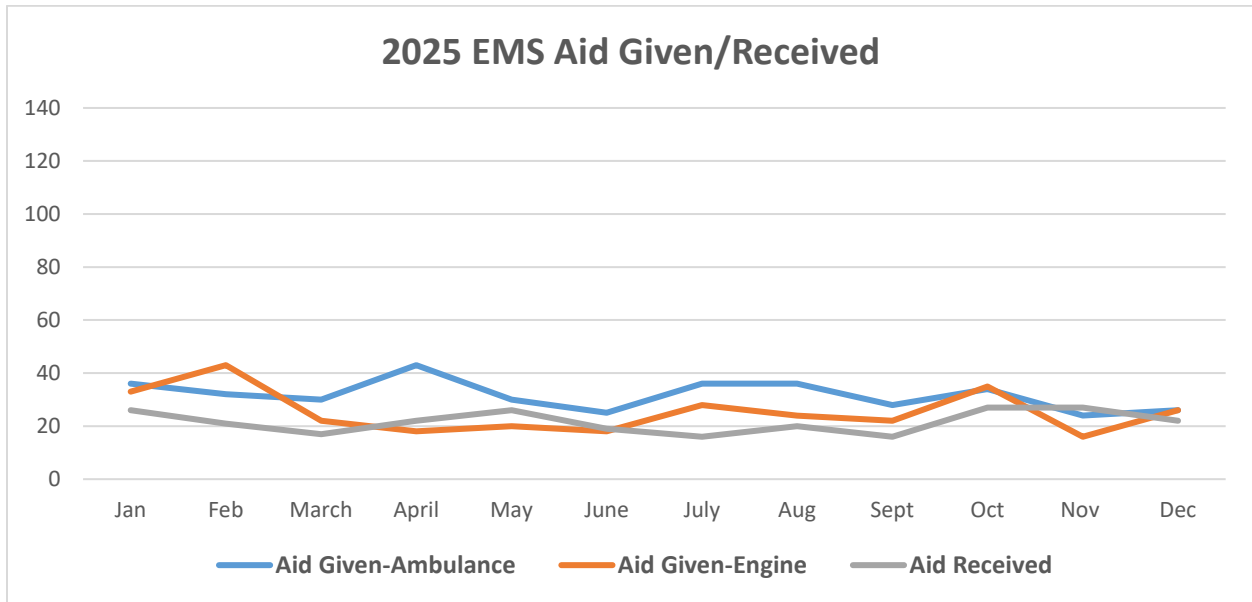


**DO NOT RELEASE THIS INFORMATION – FOR INTERNAL USE ONLY**

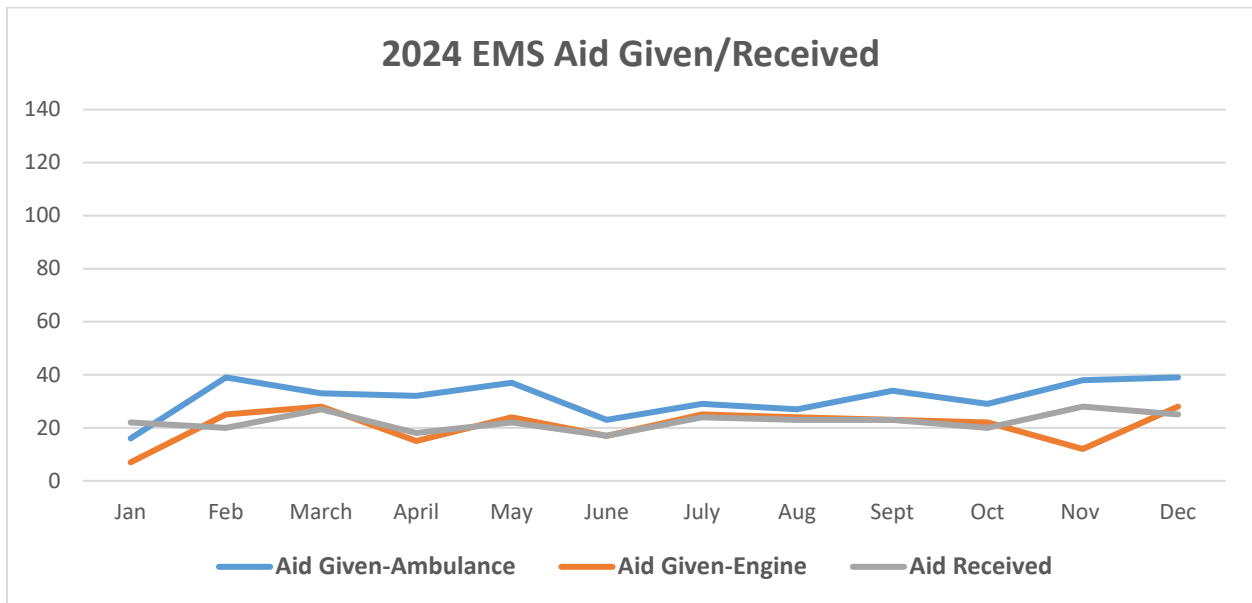
This document is a part of Louisville Fire Protection District Quality Management Program and all correspondence is protected information pursuant to Colorado Revised Statutes §25-3.5-904 et seq.

## Automatic Aid on EMS Incidents

There were 84 EMS incidents (including MVC's) in which an LFPD ambulance responded into another agency's district for an EMS call -- 62 for Medic 527 and 22 for Medic 528. There were 76 EMS incidents (including MVC's) in which another agency's unit(s) responded into Louisville as automatic aid.



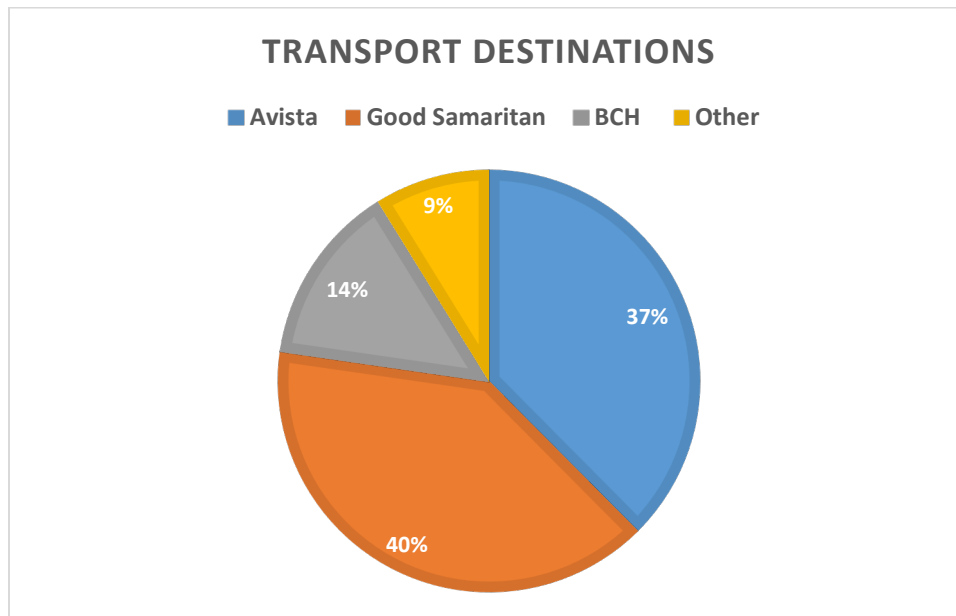
Last year provided for reference:



**DO NOT RELEASE THIS INFORMATION – FOR INTERNAL USE ONLY**

This document is a part of Louisville Fire Protection District Quality Management Program and all correspondence is protected information pursuant to Colorado Revised Statutes §25-3.5-904 et seq.

## Transport Information



Patients were transported to the following destinations: Avista-157, Good Samaritan-166, BCH-58, Other-37. This includes automatic aid given and multiple-patient incidents. The total number of transports was 418.

Other medical centers that received patients:

St. Anthony North – 8

Children’s North – 5

Centennial Peaks (transfers) – 22

Longs Peak -- 1

Children’s Anschutz – 1

There were no calls in which a helicopter was utilized on scene.

There were 23 lights-and-sirens returns, which was 5.5% of the transport volume.

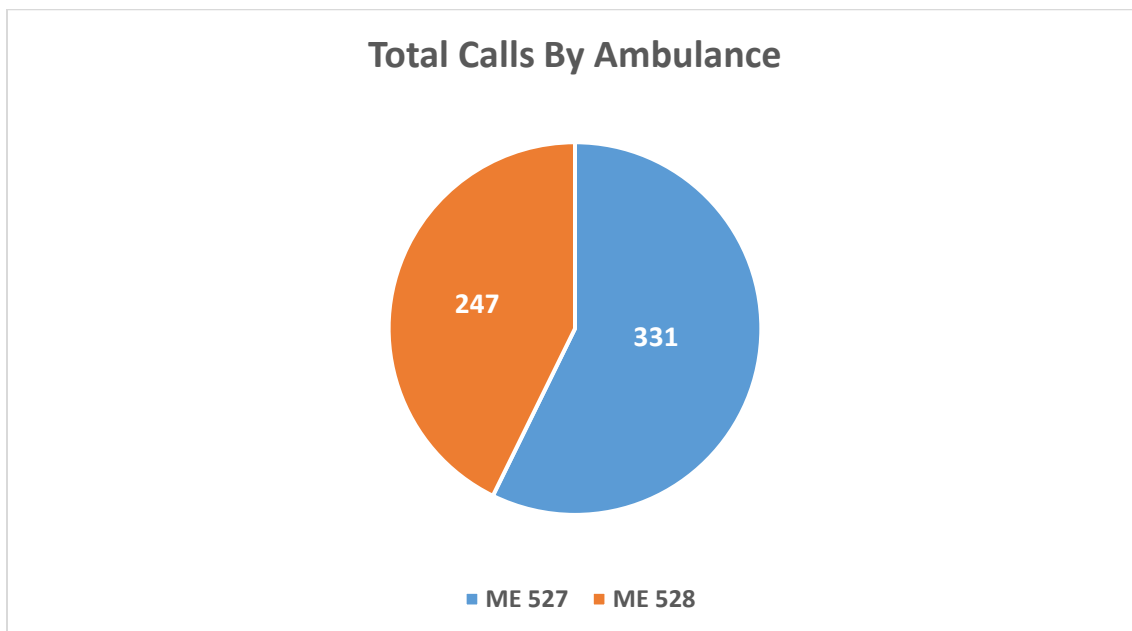
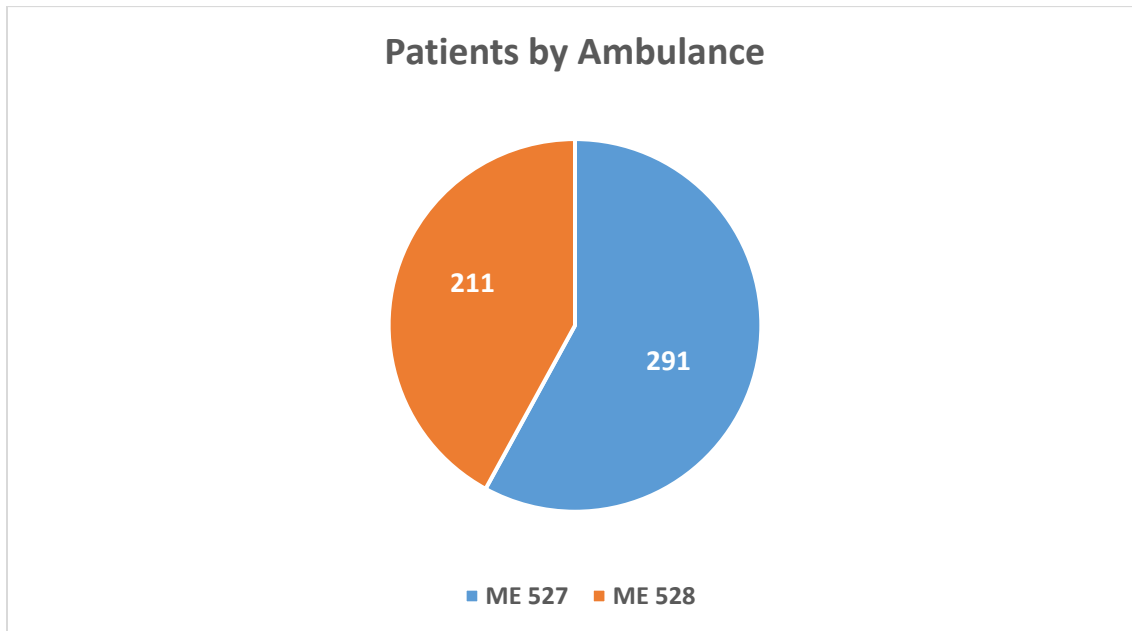
**DO NOT RELEASE THIS INFORMATION – FOR INTERNAL USE ONLY**

This document is a part of Louisville Fire Protection District Quality Management Program and all correspondence is protected information pursuant to Colorado Revised Statutes §25-3.5-904 et seq.

## Calls By Ambulance

Medic 528 is housed at LFPD Station 2. Medic 527 is housed at LFPD Station 1.

29 EMS reports (lift assists, CARES referral reports and refusals) were handled by LFPD suppression units in the fourth quarter – 13 by Engine 528, 15 by Engine 529, 1 by Engine 527.



**DO NOT RELEASE THIS INFORMATION – FOR INTERNAL USE ONLY**

This document is a part of Louisville Fire Protection District Quality Management Program and all correspondence is protected information pursuant to Colorado Revised Statutes §25-3.5-904 et seq.

## Community CPR

People trained in CPR and/or first aid in the fourth quarter (Saxon, Chase, Kabal, Dean, Farias): **10**

## Customer Feedback

My wife and I want to thank your department and crew for responding for her emergency last Monday, the 17th of November.

Patsy was having a difficult time breathing. You made sure she was comfortable and continued to monitor her.

She is slowly recovering. She was in the hospital at Avista for three nights.

Thank you again!!

Sincerely,

[Redacted Signature]

Louisville Fire Protection District, (Chief Kevin Milan)

First, I want to thank you for the get well note. I'm happy to report that I am doing well. I also would like to thank your first responders team for their support for me on the night of the 22nd. Everyone on the team was very supportive and very professional. It's the first time I have had to call on your services and it is good to know that we (Louisville residents) have an excellent first responders team there for us. Thank you for your service.

Regards,

[Redacted Signature]

Hi there Brian,

First, thank you for all your assistance on Friday. I appreciate it. I did take the exam and complete it on Friday eve....wow, it was such a comprehensive training....and so grateful to have taken it. I did take the certificate with me, Isabella stated that you would have received notification, and that she didn't need it, however, I just re-read your email below stating I should email you it as well, so I am attaching it here. I thoroughly enjoyed the session with Isabella. She was thorough and extremely informative, and I appreciated her doing this as I was the only participant. She was absolutely fantastic.

I am grateful for having the opportunity to take this with the Louisville Fire Department. I have taken CPR for over 4 decades, and honestly, this was the best preparation and practical I have ever participated in. Not just because I was the only one, but because of the depth of information given and emphasis completely on saving a life under stressful situations.

Let me know if you need anything else.

Wishing you a wonderful holiday season.

In gratitude,

June Kahn

**DO NOT RELEASE THIS INFORMATION – FOR INTERNAL USE ONLY**

**This document is a part of Louisville Fire Protection District Quality Management Program and all correspondence is protected information pursuant to Colorado Revised Statutes §25-3.5-904 et seq.**

Thank you for the Ambulance transport and first aid for my visit to the emergency room at Avista on 12/24. Your people were the best.

Thanks again,



This Thanksgiving, Juniper Village at Louisville would like to express our heartfelt appreciation for the dedicated service provided by the Louisville area ambulance services, the Louisville fire district, the Louisville Police Department and emergency response units in Louisville and surrounding communities during 2025. These public service departments responded to our emergencies quickly and helped whenever possible, especially when the wellbeing of a resident was in danger.

We would like to thank the wonderful people who came to entertain and visit, and the many other individuals from the Louisville community who volunteered their time and services. We appreciate you!

Thank you also to our Partners In Caring, such as Redwood Health Partners, Dr. Durante, Amavi Integrative Mental Wellness, Powerback therapy, Elevation Hospice, Trailwinds Hospice and Louisville-area hospice. These community partnerships assist us in providing exceptional care.

At Juniper Village we believe a fulfilling life stems from meaningful connections. People thrive through companionship and mutual care, relying on one another's kindness and helping hands to navigate life's everyday challenges.

Juniper thanks everyone for their contributions and continued support. If you would like to volunteer or share your talents with our residents, we welcome you.

*Christina Reed, executive director, Juniper Village at Louisville*

**DO NOT RELEASE THIS INFORMATION – FOR INTERNAL USE ONLY**

This document is a part of Louisville Fire Protection District Quality Management Program and all correspondence is protected information pursuant to Colorado Revised Statutes §25-3.5-904 et seq.